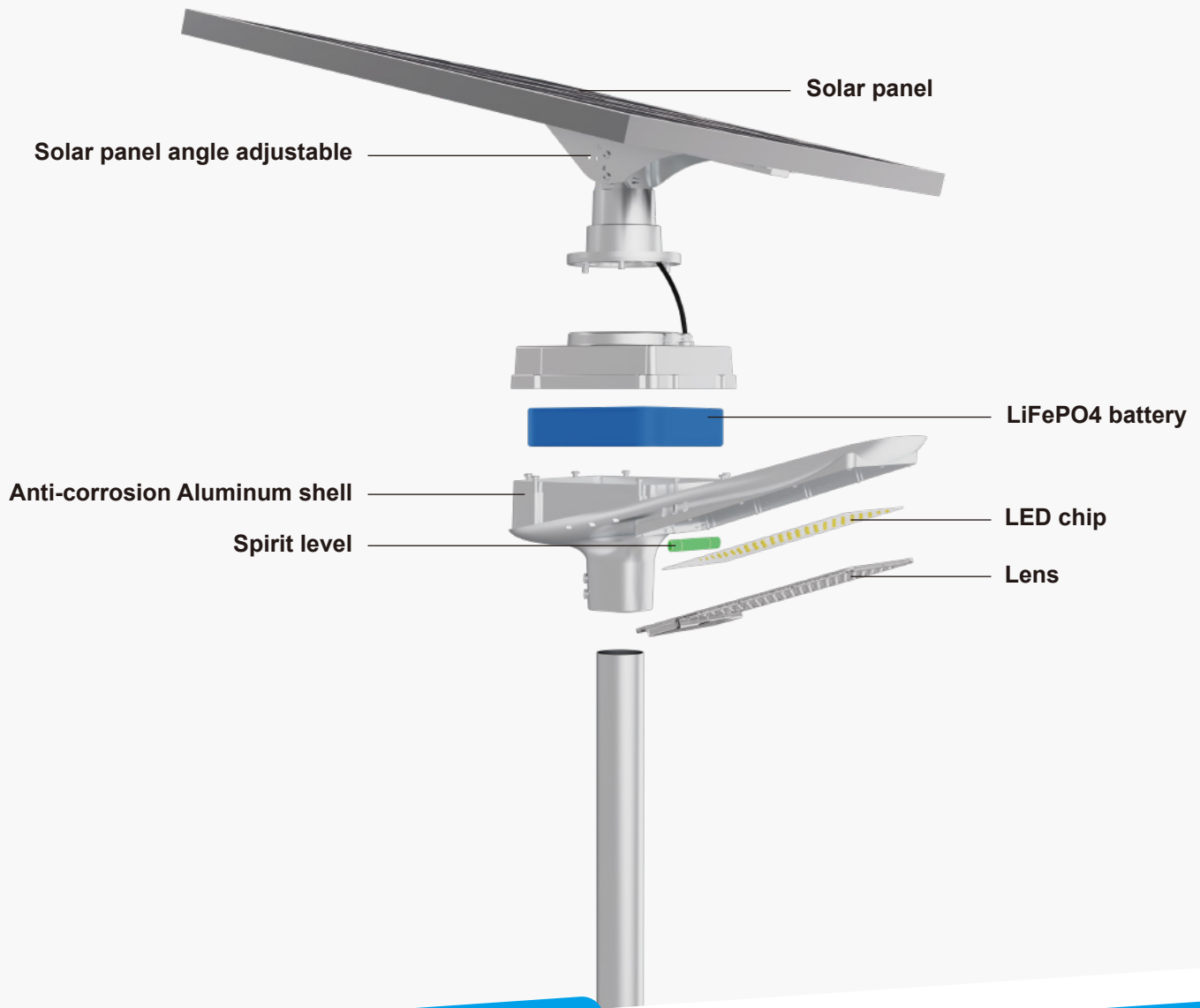


# SOLAR SAILING LIGHT SERIES

Solar Sailing Light II

Solar Sailing Light III





## Unique Structure Design

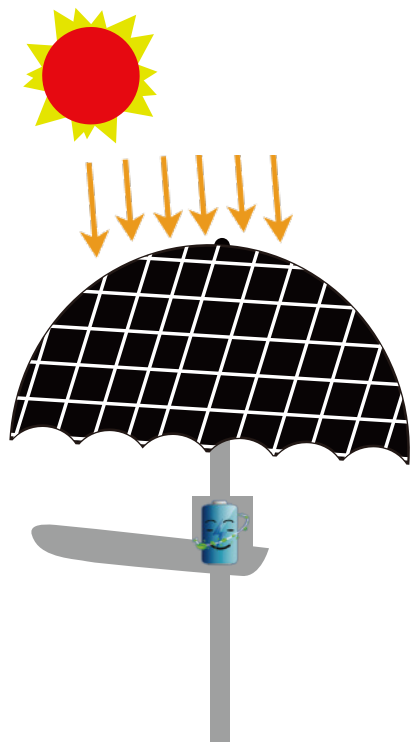


Solar Sailing Light II

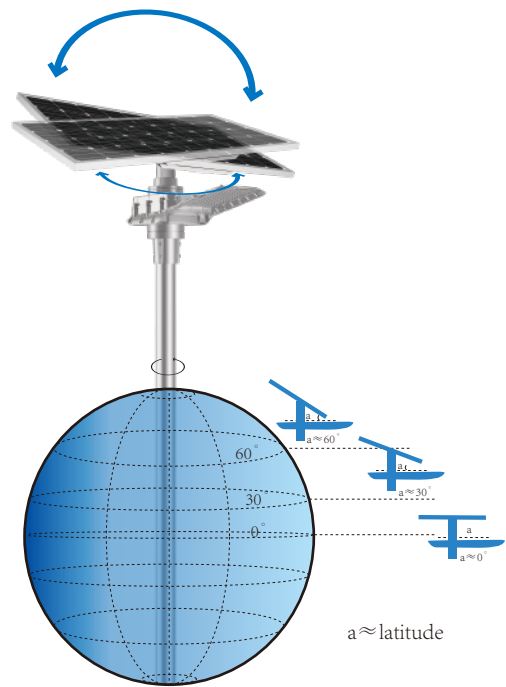


Solar Sailing Light III

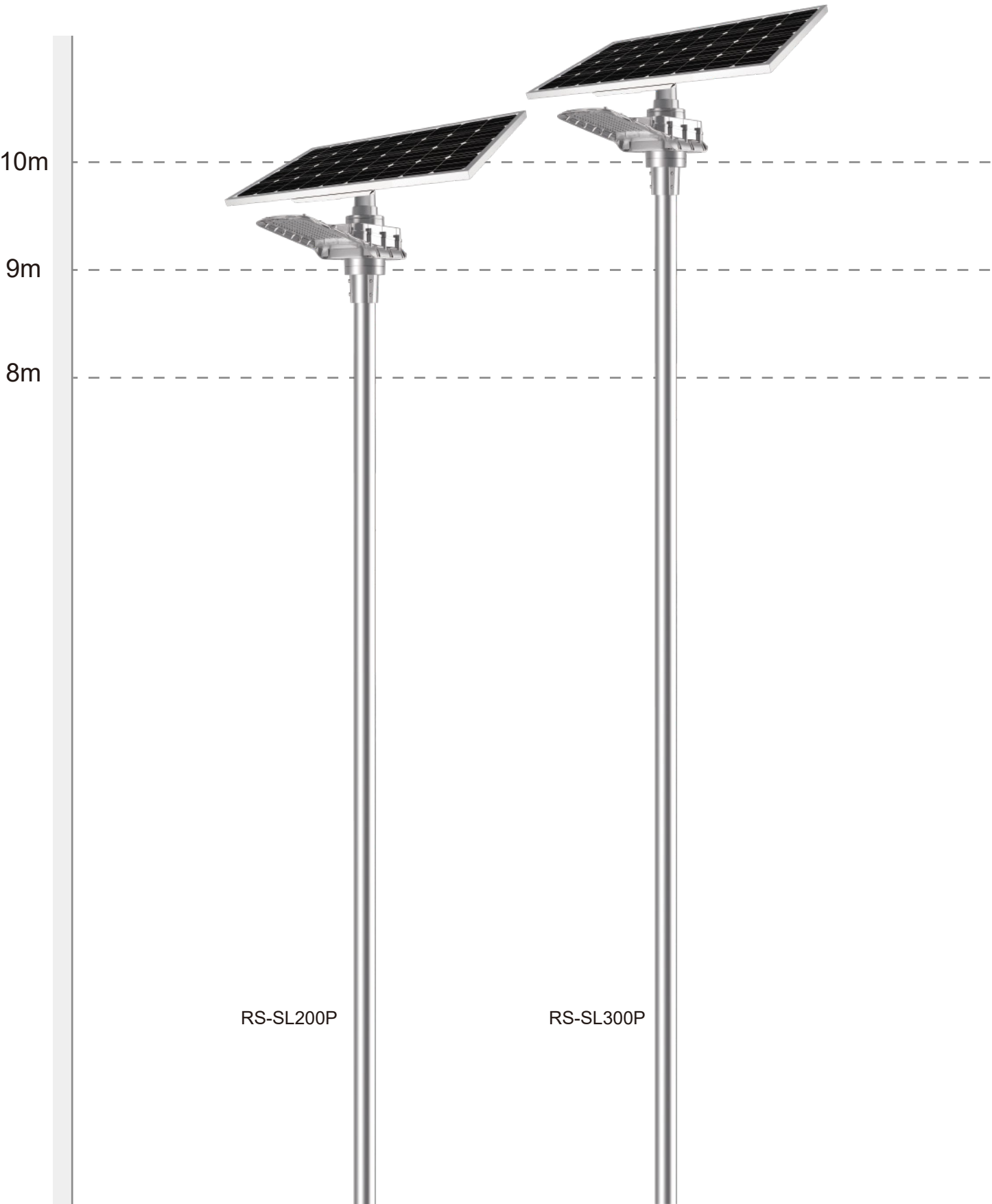
Solar panel looks like an umbrella to protect battery from high temperature and extend the lifetime. Perfectly solve heat dissipation.



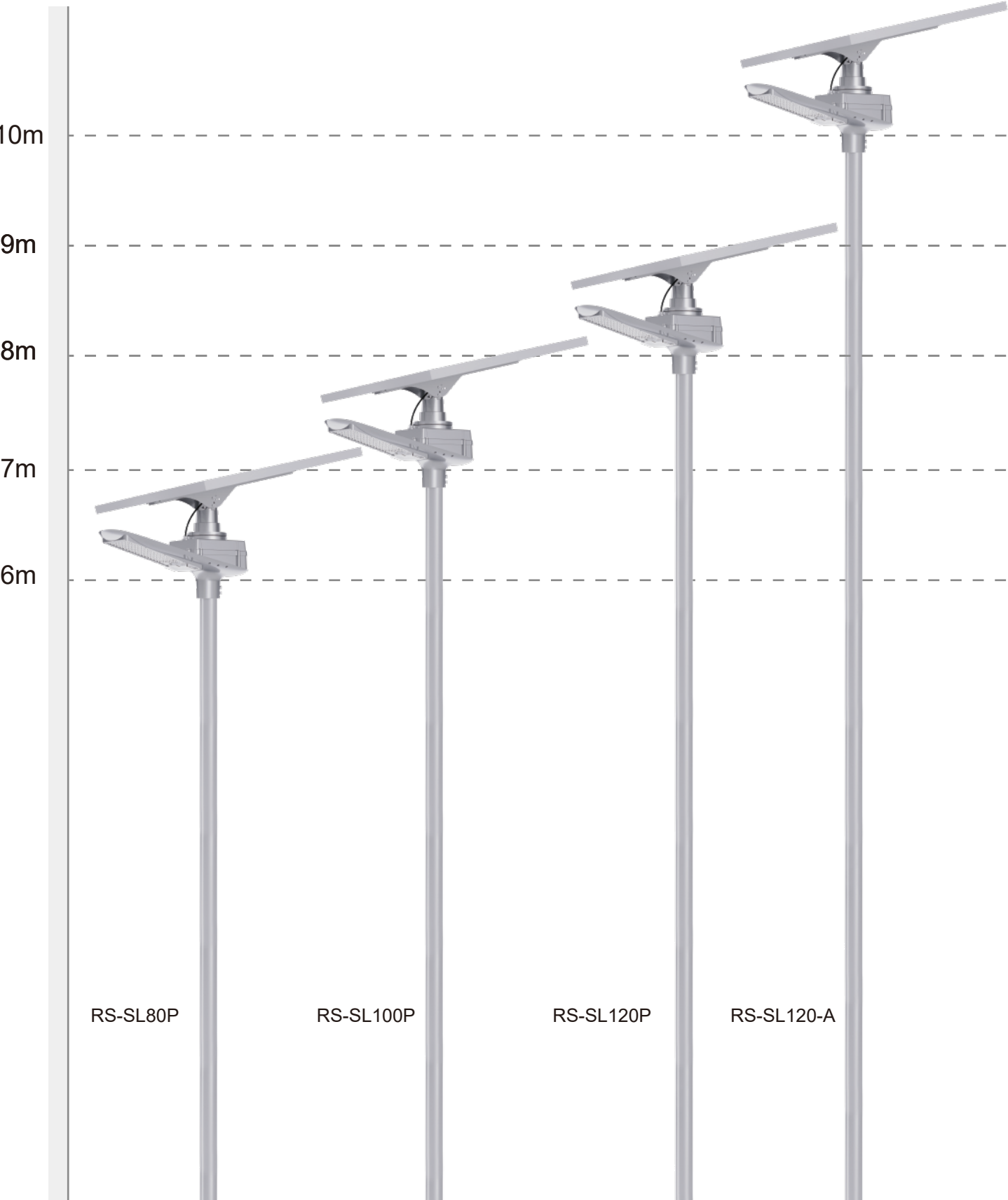
Solar panel can be adjustable manually in vertical and horizontal direction, ensure the maximum efficiency of solar energy.



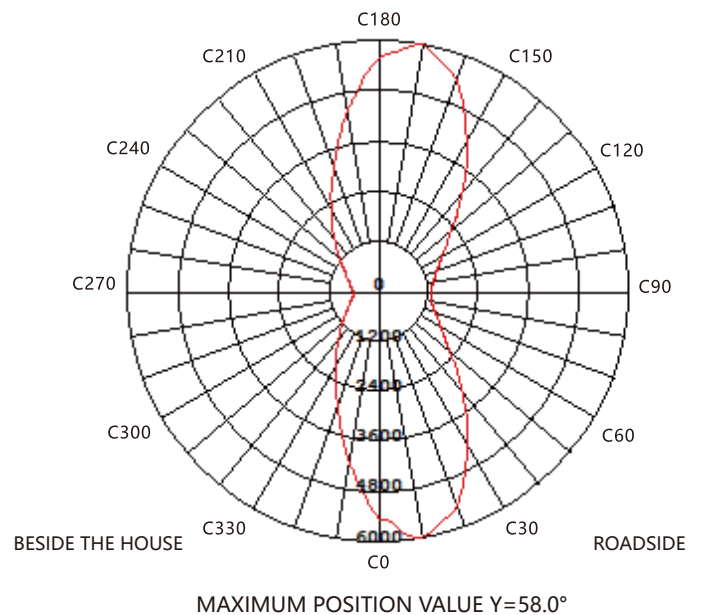
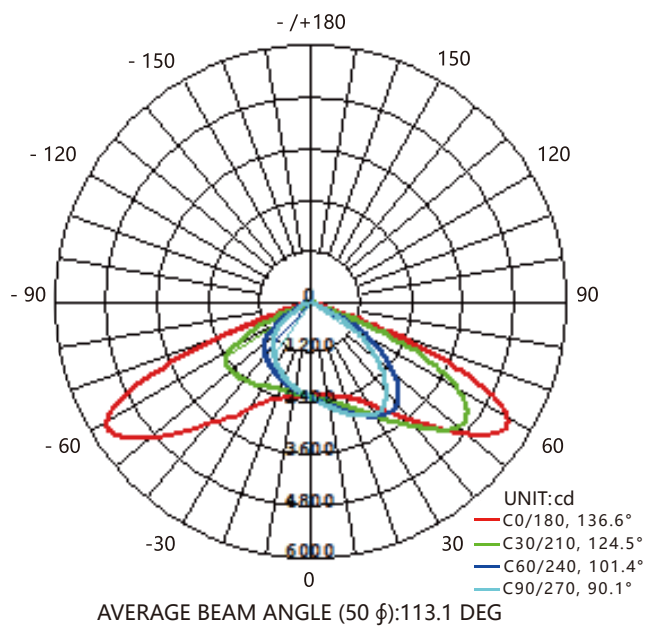
Light Post Installation Height Recommendation Diagram (Solar Sailing Light III)



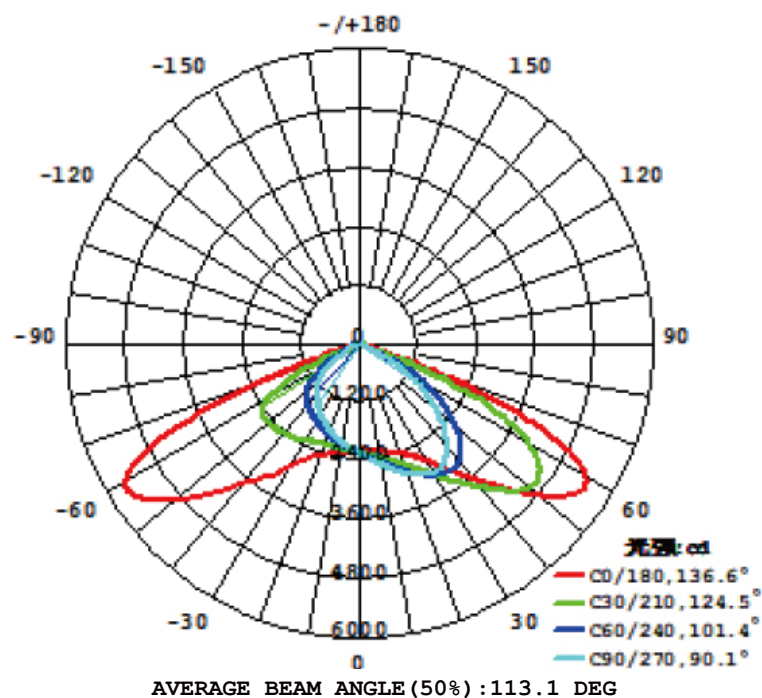
Light Post Installation Height Recommendation Diagram (Solar Sailing Light II)



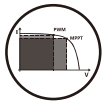
## Luminous intensity distribution curves



## Solar Sailing Light III

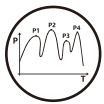


## Solar Sailing Light II



## MPPT Technology

MPPT is an advanced charge mode whose full name is Maximum Power Point Tracking function which can increase the energy utilization rate by 15% to 20% than the PWM controller.



## Multi-Peak MPPT

Road Smart new patent solar controller adopts multi-peak MPPT technology, which can timely track the maximum power point and improve the conversion efficiency of solar panels.



## IPC 5.0 Technology

Through 10years' experience, Road Smart upgraded highly precise 5.0 version IPC technology (intelligent power control 5.0). It will intelligently detect recent weather conditions, reasonably plan the discharge power to achieve more rainy days.



## Dual Low-power Consumption

4pins plug technology to enables transportation power consumption less than 0.05mA, and circuit protection technology to enables the sleep power consumption in long-term transportation of storage will be at uA level, realizing worry-free storage for two years.



## ICD Technology (Intelligent Charge and Discharge)

Using Grade A LiFePO4 battery with excellent safety performance. Road Smart's unique current equalization and dual protection (software and hardware) enable the battery's capacity remains at 90% after 2000 cycles. Lifetime is 4 times longer than that of lead-acid batteries.



## High Efficiency LED Chips

Using high efficiency 140pcs of 5050 LED chips, optimized brightness, single lumen value>190lm/w, with the aluminum chip base makes excellent heat dissipation.



## Battery Program Upgraded

Embedded single string control technology. More stable and longer lifespan.









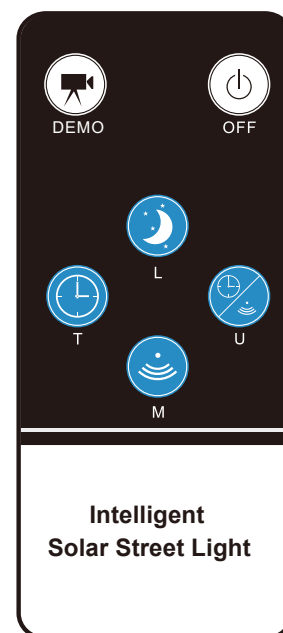
## Intelligent Power Control

Embedded intelligent monitoring 5.0 system, AI intelligently detecting recent weather conditions, reasonably plan the discharge power to achieve more rainy days.

## Remote Control







### 6 working modes

-  DEMO: No matter day or night, light "on" for 1 minute.  
Only for test use
-  OFF: Light "off", no matter day or night
-  L: At night, 100%-2hrs, 60%-3hrs, 20%-dawn
-  T: At night, 100%-3hrs, 50%-3hrs, 30%-2hrs:
-  M: At night, 100%-3hrs, 50%-3hrs
-  U: At night, 100%-3hrs, 50%-3hrs(Highlight mode)



- Note: 1. Default is L mode, can choose best mode according to different sunshine condition.
2. The three LED indicator lights will twinkle if modes changing successfully.
3. Once a certain mode was set successfully, it will be reserved until you change other modes with remote control.
4. U Highlight mode: Increase 30% on the original basis, mean 3H-130%, 3H-80%.

### Indicator light status instructions

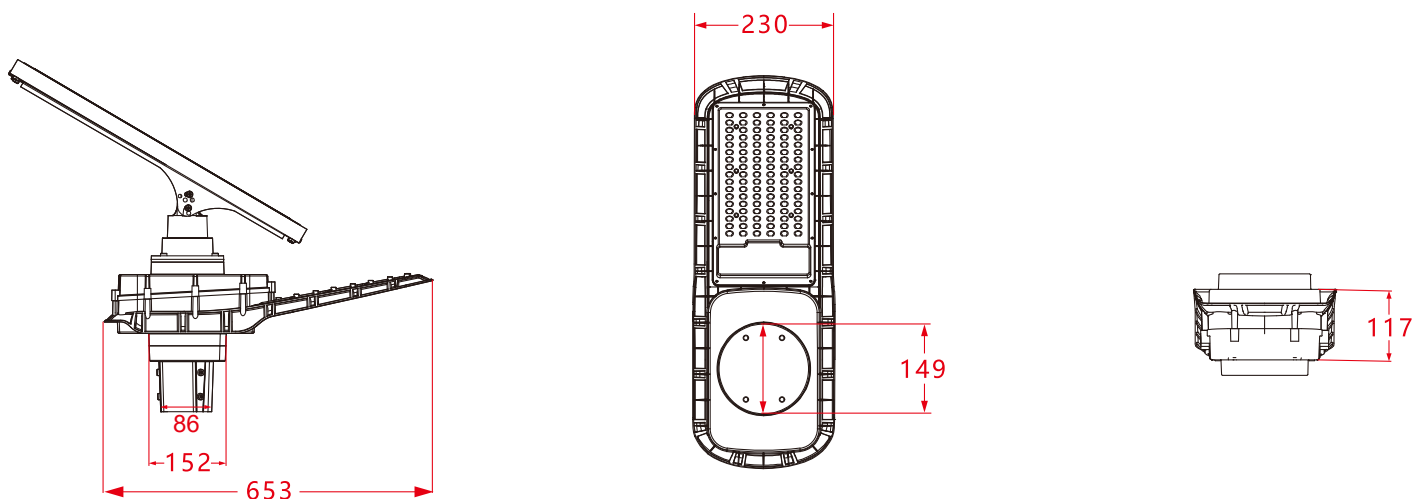
LED	Indications	Status	Functions
 	Charging indicator	Long-term On	Be charging
		Long-term Off	Battery fully charged
 	Battery indicator	Long-term On	Battery works normally
		Long-term Off	Battery is not connected/No power
		Fast twinkling	Battery is over discharged
		Slow twinkling	Battery fully charged
 	Load indicator	Long-term On	Load is on
		Long-term Off	Load is off



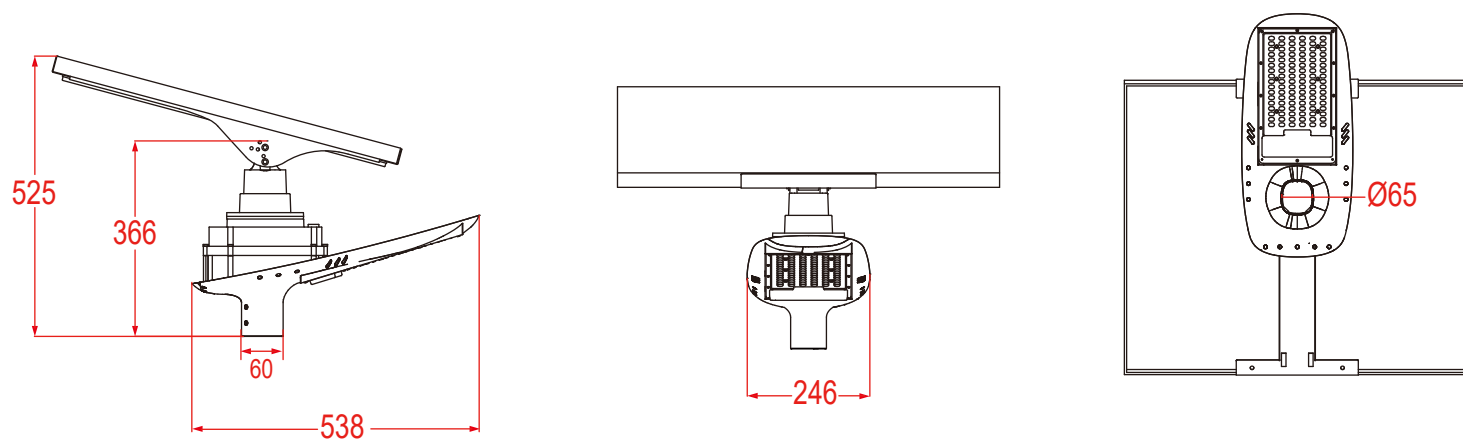
## Product Dimension

### Lamp Holder Size

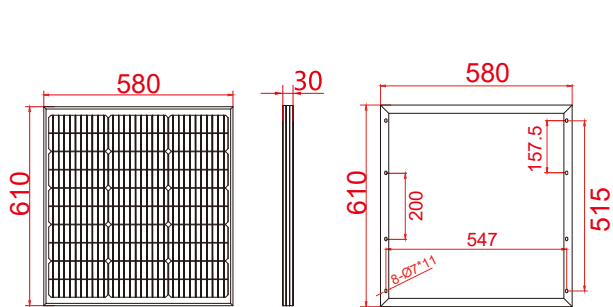
#### Solar Sailing Light III



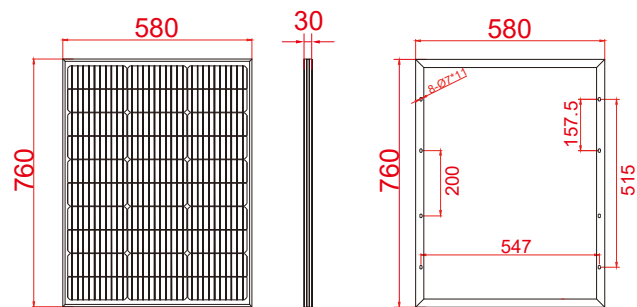
#### Solar Sailing Light II



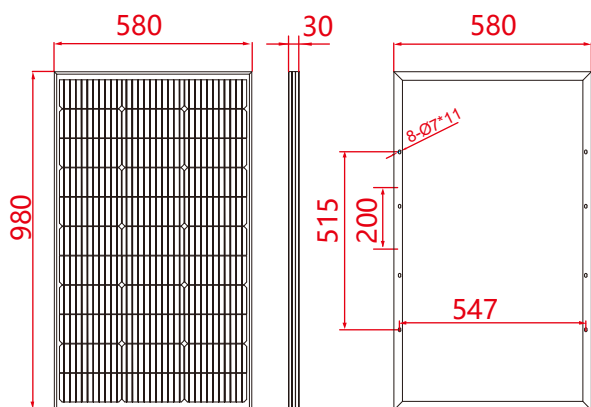
# Solar panels



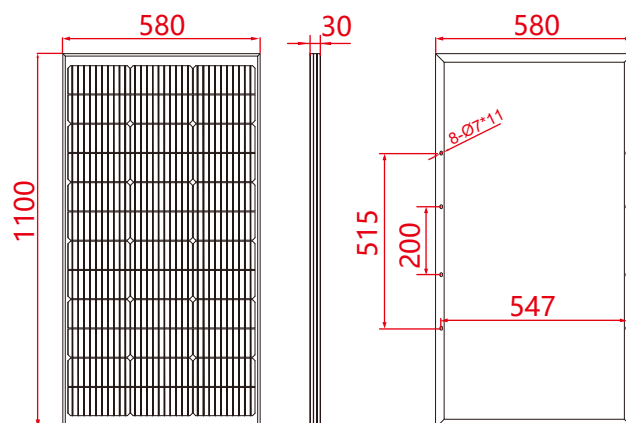
60W/6V



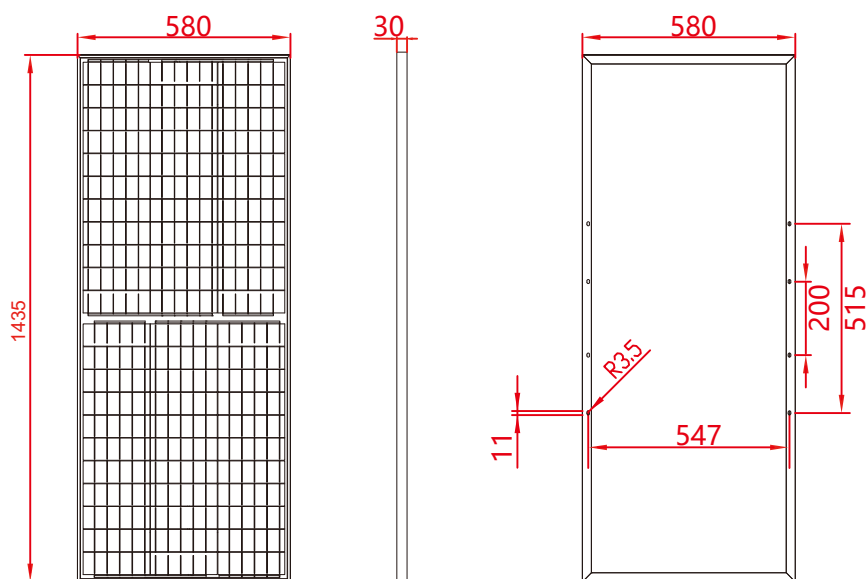
80W/18V



100W/18V



120W/18V



150W/18V

# Parameter

## Technical parameter

Type	RS-SL80P	RS-SL100P	RS-SL120P	RS-SL120-A	RS-SL200P	RS-SL300P
Lamp head						
Light output	30W	40W	50W	60W	80W	100W
LED chip	140pcs(3030)				140pcs(5050)	
Luminous flux	4100-4300lm	6000-6300lm	6800-7200lm	8500-9000lm	11900-12600lm	13600-14400lm
Beam angle	155°*55°					
Lifespan	50000hrs					
IP Rating	IP65					
Working temperature	-20℃~60℃ （Charge above 0℃）					
Color temperature	3000-7500K					
CRI	Ra≥70					
SOLAR PANEL						
Power	60W	80W	80W	100W	120W	150W
Voltage	6V	18V				
Solar cell efficiency	19%-22%					
Material	Monocrystalline silicon					
BATTERY						
Capacity	192WH	256WH	320WH	384WH	512WH	640WH
Lighting time(full charged)	5-7 rainy days					
Lithium battery	LiFePO4					
INSTALLATION						
Top diameter of pole	60 mm				76 mm	
Mounting height	6-7M	7-8M	7-8M	8-10M	8-10M	
Installation spacing	20-40M					

# Product Installation



Solar panel



lamp holder





Sleeve



Bracket


## Integrated Design Concept



1: Solar panel assembly and fixation with 4 screws



2: Install and fix the solar panel bracket with 4 screws



3: Connect the solar panel to the lamp body with 3 screws



4: The lamp body and the lamp pole are connected and fixed with 4 screws

# Packing

	Type	Qty/ctn	Box Size(L*W*H)	Gross Weight
RS-SL80P	Lamp body	2pcs/ctn	680*410*280mm	17.46
	60W panel	2pcs/ctn	690*670*80mm	5.60
RS-SL100P	Lamp body	2pcs/ctn	680*410*280mm	17.7
	80W panel	2pcs/ctn	840*666*80mm	9.6
RS-SL120P	Lamp body	2pcs/ctn	680*410*280mm	17.7
	80W panel	2pcs/ctn	840*666*80mm	9.6
RS-SL120-A	Lamp body	2pcs/ctn	680*410*280mm	17.4
	100W panel	2pcs/ctn	1070*660*80mm	12.06
RS-SL200P	Lamp body	1pc/ctn	720*310*280mm	11.36
	120W panel	2pcs/ctn	1190*660*80mm	
RS-SL300P	Lamp body	1pc/ctn	720*310*280mm	13.26
	150W panel	2pc/ctn	1525*660*65mm	

The packaging as shown below is for reference only, the actual packaging is subject to the specific product.





(Solar Sailing Light II)



(Solar Sailing Light III)

Lamp body packing



Solar panel packing(100W/150W)



## Application





